



Option 1



Option 2



Option 3



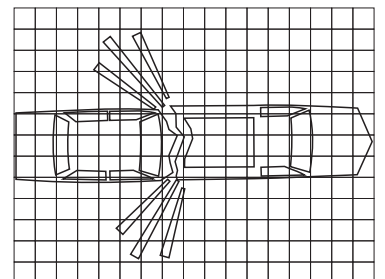
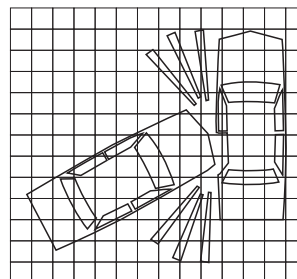
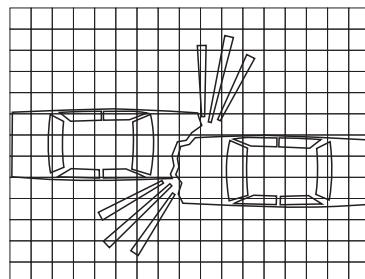
Option 4



Option 5



Option 6



Colour Legend

- Retroreflective red
- Retroreflective white
- Retroreflective yellow
- Black

Notes:

1. The use of this high impact sign is restricted to sections of road with speeds greater than 80km/h, where crash rate exceeds the 'Critical Crash Rate'. For speed of 80 km/h or less or where installation space is limited, refer to page 2.
2. It may be supplemented with TC1738 where interim speed limit reductions have been adopted.
3. * Insert appropriate distance.
4. ** Insert appropriate warning sign option. Option 1, 2, 3 or 4 for side impact, Options 5 and 6 for head on crash zones and rear end crash zones respectively.
5. For Option 6 rear end variation at speeds at 80 km/h or greater, refer to page 3.



**Queensland
Government**

WARNING SIGN

"TAKE CARE HIGH CRASH ZONE NEXT ...km"

Department of Transport and Main Roads
Infrastructure Management & Delivery Division

APPROVED AS OFFICIAL TRAFFIC SIGN

18/04/17
Date

TC1559_1

Page 1 of 3

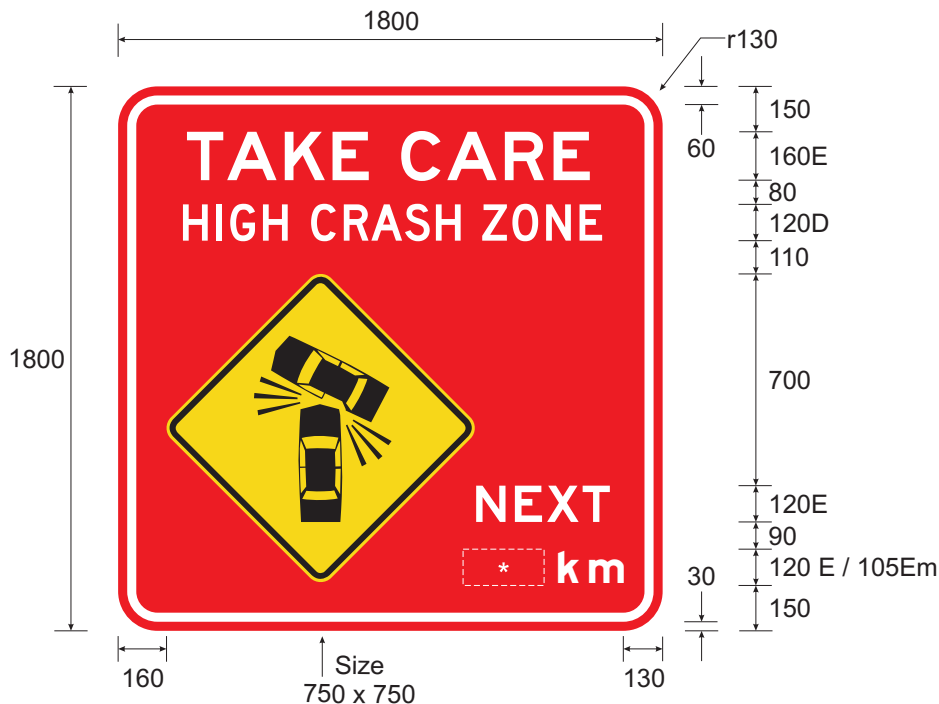
Designed
RH 07/05

Checked
JD 07/05

Scale
Not to Scale

R King
PRINCIPAL ENGINEER
(Traffic Engineering)

A B C D E



Option 1



Option 2



Option 3



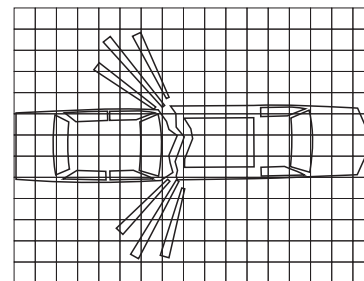
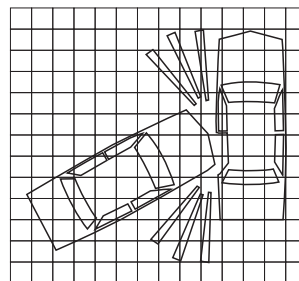
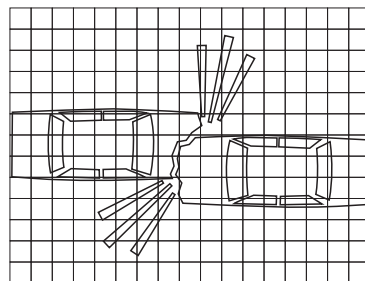
Option 4



Option 5



Option 6



Colour Legend

- Retroreflective red
- Retroreflective white
- Retroreflective yellow
- Black

Notes:

1. The use of this high impact sign is restricted to sections of road with speeds of 80km/h or less, where crash rate exceeds the 'Critical Crash Rate'. For speed greater than 80 km/h, refer to page 1.
2. It may be supplemented with TC1738 where interim speed limit reductions have been adopted.
3. * Insert appropriate distance.
4. ** Insert appropriate warning sign option. Option 1,2, 3 or 4 for side impact, Options 5 and 6 for head on crash zones and rear end crash zones respectively.



**Queensland
Government**

WARNING SIGN

"TAKE CARE HIGH CRASH ZONE NEXT ...km"

Department of Transport and Main Roads
Infrastructure Management & Delivery Division

APPROVED AS OFFICIAL TRAFFIC SIGN

18/04/17
Date

TC1559_2

Page 2 of 3

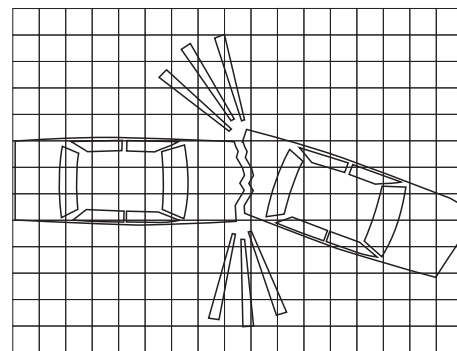
Designed
RH 07/05

Checked
JD 07/05

Scale
Not to Scale

R King
PRINCIPAL ENGINEER
(Traffic Engineering)

A B C D E



Colour Legend

- Retroreflective red
- Retroreflective white
- Retroreflective yellow
- Black

Notes:

1. The use of this high impact sign is restricted to sections of road with speeds greater than 80km/h where rear end crash rates exceeds the 'Critical Crash Rate' or there may be an increased risks of crashes due to rural property accesses.
2. * Insert appropriate distance.
3. For further options for taking care in high crash zones refer to options in page 1.



**Queensland
Government**

Department of Transport and Main Roads
Infrastructure Management & Delivery Division

Designed
TV 01/15

Checked
JD 01/15

Scale
Not to Scale

WARNING SIGN

"WATCH FOR TURNING TRAFFIC NEXT ...km"

APPROVED AS OFFICIAL TRAFFIC SIGN

R. King
PRINCIPAL ENGINEER
(Traffic Engineering)

18/04/17
Date

TC1559_3

Page 3 of 3

A B C D E